



Animal Teachers

The Animal Teach Handout is provided to you for easy reference as you communicate with the animals of your fellow students in the Coaching Club Forum. You may either look for a specific animal or just browse through the pictures to find an animal with whom you would like to communicate.

The students whose animals' pictures are included in this handout are from The Exclusive Animal Talk Coaching Club Forum. Please take the time to visit the Coaching Club Forum where you may find these students actively engaging with each other.

Submitting Pictures for Inclusion in the Animal Teach Handout

If you would like for your animal(s) to be available for other students to communicate with, please

- Email to **moderator@valheart.com** with the subject **Animal Teacher Picture**
- Include **your name** so the animal is included on your page
- Attach a NAMED picture of your animal. Include **your animal's name** as well as if they are **-in spirit-** as part of the file name
- Pictures are accepted in jpg format only as attachments to your email or embedded in emails
- Each picture should be limited in size up to 2 inch by 2 inch / 5 cm by 5 cm/ 144 pixel by 144 pixel (when 72 pixel/inch). They do not have to be square but the largest side should be limited to these maximums.
- If you attach more than one picture to an email, each picture must have the animal's name to avoid confusion in associating the correct animal's name with the picture
- Please also **note if any animal is now 'in spirit'**

- If the picture includes multiple animals, please list their specific names in left to right order, indicating who are 'in spirit'.

Each student can submit **up to 6 animal pictures** for their page. Please send **NAMED** photos sized to fit on your page, typically approximately **144 pixel by 144 pixel** or **2 inch by 2 inch** or **5 cm by 5 cm**. Images may be reduced in size and cropped if necessary to fit on the page. Please name each photo by your animal's name. If you are unable to change the name of the photo file, include the file name with the animal name in the accompanying email message. If there are multiple animals within the photo, please clearly indicate which animal name belongs to which animal by including these details within the accompanying email.

If a student leaves the Club or is no longer a member in good standing, their animals will be removed from the document.

The Animal Teachers Handout document is updated monthly at the beginning of the month. If you want to submit pictures of your animals to be added to the document or wish to make changes on your page, be sure to email your request to Moderator@ValHeart.com prior the end of the month to be included in the next monthly update.

IMPORTANT: When you present your animal in the Animal Teacher Handout, you are granting permission for your fellow students to practice communicating with them AND you are promising to give them timely, constructive and helpful feedback.


Your fellow students made the effort to connect, and then gathered their courage to share what they got. Your job is to respond promptly within 24 – 72 hours if possible but no longer than one week. Validate what they got right, gently correct where they missed, and/or freely admit what you may not know about your animal's viewpoint yet. This can be particularly interesting.

Sometimes the animals may not be available to communicate, this is their choice and we honor it. Try again later.

Remember that we are all students helping each other learn and it's important to provide and receive feedback, so we can all grow and evolve on our journeys together.

To access the Forum, click on the FORUMS tab
then click on Coaching Club Forum

Barbara Oliver
Sophie



Bethany McCullough

Amazin Blue



Bethany with her Dogs



Coho Big Fish



The Newfoundland's name is Coho Big Fish, the yellow Labrador is Amazin Blue and the black Labrador is Naboo.

Carol Marthens

Aphrodite
(in spirit)



Roscoe



Tara
(in spirit)



Gweneviere
(in spirit)



Wendy




Christine Shaw

Alphie
(in Spirit)



Hans
(In spirit)



Lil' Schmidt
(In spirit)




Max the Cat
(In spirit)



Reddy Boy
(In Spirit)




Sancho



Daniela Rosu

Trouble



Trouble



Trouble



Dayle Collins


Benny




Daisy



Elliott



Jack



**Punk
(In Spirit)**




Tommy




Eva Rozavolgi
Kitty




Pearl



Raven
[up front]




Remi



Simon




Wolfgang




Heather Mays

Mr. Darcy (in spirit)



Dexter



Ginger (in spirit)




McKenzie



Helen MacRae


Storm



Angel Caliko=Ko (Cali)



Angel Deli



Angel Butchella



Angel Molly



Angel Spirit



Jackie Daisa

Bell



**J. C.
(In Spirit)**



**Malachia
(In Spirit)**



Sarah



Shyla




Smokey



Joy Berg

Smokey



Sadie



Smokey and Sadie



Smokey



Snoopy




Snoopy



Joyce Tepley

Kati



Silver



Tibet Girl



Baby Rat – in spirit



Joyce's Bees



Karen Fox

Annie
(in Spirit)



Kiki
(In spirit)




Maxi
(In spirit)




Cleo



Jakey



Jasper



Kathy Simms

Dee Dee



Georgia



**Teddy
(In Spirit)**



**Sunshine
(In Spirit)**



**Raya
(In Spirit)**



**Vision
(In Spirit)**



Klaudia Schmidt


Beau



Dandy



Genie



Gentleman



Sunshine



Zuckerpuppe



Lauren Forbis


Cheez-It
(In Spirit)




Fiona



Nera




Romeo



Mayr Singleton

Haley
(in Spirit)



Shelby and Haley
(Shelby is in spirit)




Shelby
(in spirit)



Allie, Lizzie and Haley
(in spirit)



Lizzie and Allie
(in spirit)



Maddie



Patty Baga


Ava



Bootsie



Buddy




Kemo



Kilo
(in Spirit)




Patches
(in Spirit)




Sandi Means

Katie
(In spirit)



Wendy



Trine Møller

Chico

